

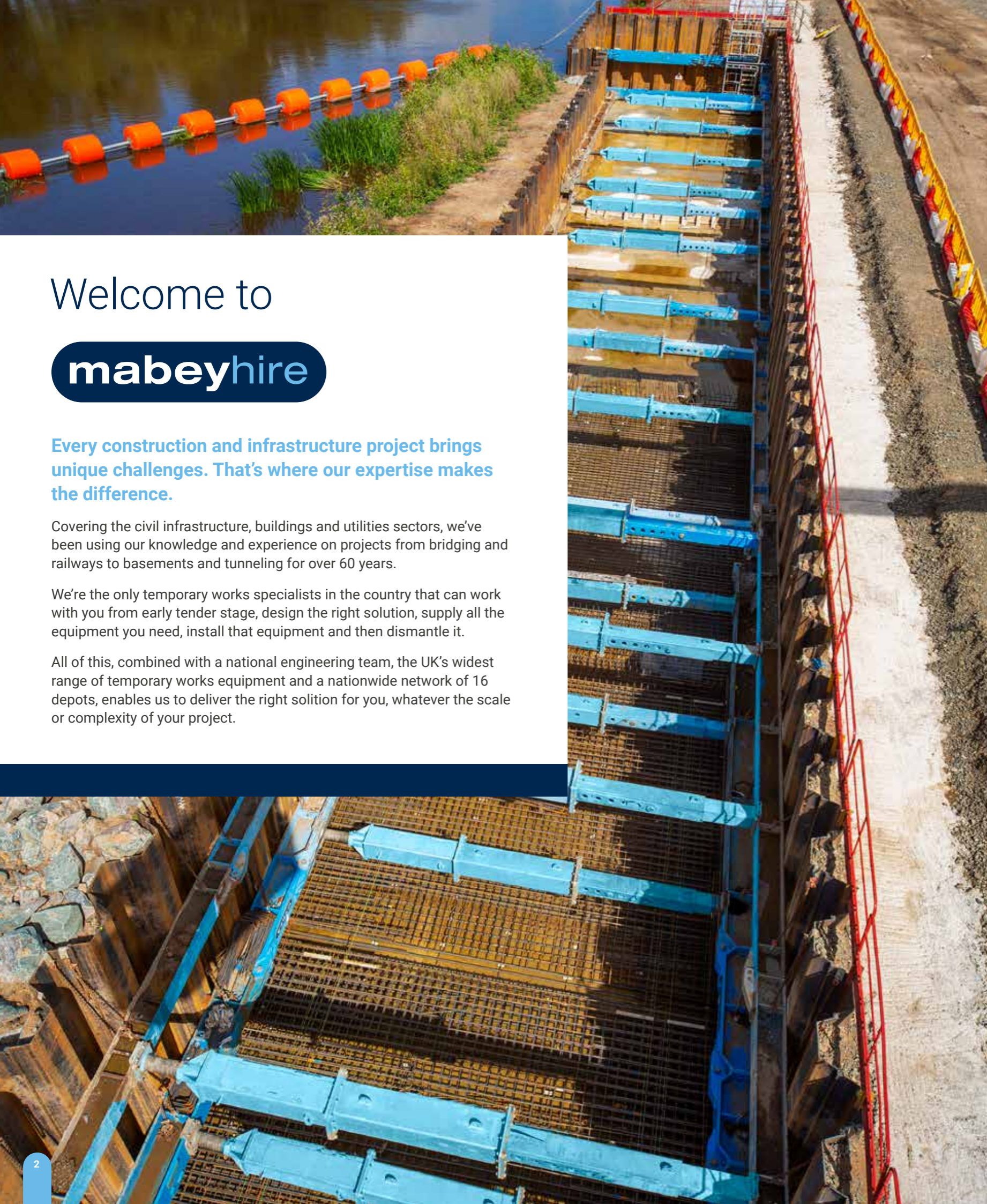
mabeyhire

A PERI COMPANY

Groundworks Support



mabeyhire.co.uk



Welcome to

mabeyhire

Every construction and infrastructure project brings unique challenges. That's where our expertise makes the difference.

Covering the civil infrastructure, buildings and utilities sectors, we've been using our knowledge and experience on projects from bridging and railways to basements and tunneling for over 60 years.

We're the only temporary works specialists in the country that can work with you from early tender stage, design the right solution, supply all the equipment you need, install that equipment and then dismantle it.

All of this, combined with a national engineering team, the UK's widest range of temporary works equipment and a nationwide network of 16 depots, enables us to deliver the right solution for you, whatever the scale or complexity of your project.

What makes Mabey Hire different?

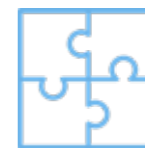
Rapid response

When you need a quick, simple temporary works equipment hire, our network of 16 nationwide depots are ready to deliver or for you to collect.



A complete solution

No other UK temporary works provider can offer a complete in-house solution across design, supply, installation and monitoring for planned, reactive and emergency projects.



Immersive technology

Explore your design like never before with EVE. Take a virtual walk through your project and identify any changes or potential risks before any work begins on site.



Widest range



We have the UK's widest range of temporary works equipment, including groundworks, propping & jacking, formwork & falsework, temporary bridging & access and monitoring.

All the technical info you need



Instantly access a standard design solution from our standard solutions platform, MyConstruct or find all user guides, Revit families and AutoCAD files on our Tech Hub.

Working across all sectors



We have decades of experience helping our customers build, maintain and repair our country's infrastructure, utilities and buildings.

Taking responsible action



We're committed to protecting the planet, caring for our people and communities, and being a responsible business.



Engineered Solutions

We believe in a world without boundaries. At Mabey Hire, we take your project vision and make it our challenge to engineer the right temporary works solution to bring it to life.

Our large, 70-strong team of qualified and professional engineers, are dedicated to using our creative engineering approach to deliver some of the most exciting construction and infrastructure projects in the country.

For customers who would like us to take away the complexity of managing the enabling stage of multi-phase, multi-partner projects, our expert teams can design, supply and install.

Read on to find out more, or talk to us about your project today on: 0330 191 3455 or email: action@mabeyhire.co.uk.

An engineered solution tailored to your needs

1

Design brief

Our engineering team will work with you to understand the challenges at the critical early stage of the project. This can also include on-site visits from our local field engineers making sure we get the design brief just right, ensuring that the temporary works aspect of a project does not impact any other parties on site.

2

Project Solution

We have the widest range of temporary works equipment, from propping to groundworks, to temporary access and much more. Our engineers have everything to hand to design the complete solution within the constraints of your project.

3

Analysis

Using the latest tools such as 3D Stress Analysis programmes, FEA (Finite Element Analysis) and Soil Interaction software, our experienced, qualified engineers design and check every scheme.

4

Site Liaison & RAMS

Our team work with you to schedule the project and ensure our solution is delivered at the right time, in the right sequence, every time.

5

Site Services

Unique to the temporary works market, we have experienced site teams to install our kit. This unique service reduces project complexity and alleviates risks and delays, and is available across our range of services.

6

Handover

Our experienced engineers will assess the assembly and installation of the scheme, if necessary, detail amendments from the original design and provide a handover certificate.

7

Monitoring


Completing our end-to-end engineered solution for your project, our structural and environmental monitoring solutions, with real-time data help you understand the behaviour of your structure or building environment.

Emergency response

We know that sometimes situations develop quickly, or disaster strikes and you need a fast, efficient response.

In an emergency, our customers can rely on us. As soon as you share your challenge with us, we will work 24/7 to resolve it. For some emergencies this means joining you at the site at any time, day or night.

You can call our emergency response team any time on 03303 119 824.



Groundworks Support

As an award winning temporary works specialist, we have over 60 years' experience designing and implementing temporary groundworks schemes for buildings, infrastructure, utilities, highways etc.

Getting it right in groundworks is fundamental to successful construction and infrastructure projects. The right products, design and implementation saves time, removes safety risks and lowers cost.

With our comprehensive range covering trench boxes, drag boxes, trench sheeting, hydraulic bracing systems, ancillary equipment and our Shoresafe range of excavation safety

solutions, we have everything you need to get that key first stage of construction completed safely and on time.

So whether you need groundworks support for trenching or a more complex solution for a basement construction, we have the expertise to design and supply you with the best solution.

Read on to find out more, or talk to us about your project today on: 0330 191 3455 or email: action@mabeyhire.co.uk.

The right product for every project

Equipment

Ground Conditions

Equipment	Ground Conditions
Trench Boxes	Typically used in trenches up to 4m wide, and up to 5.6m deep where ground is dry and stable and there are no services present
Manhole Boxes	Typically used for square excavations up to 4.5m wide, and up to 5.4m deep where ground is dry and stable and there are no services present
Drag Boxes	Typically used in trenches up to 5.3m wide, and up to 4.9m deep where ground is dry and self-supporting and there are no services present
Rolling Strut Boxes	Typically used in trenches up to 4m wide, and up to 6.4m deep where ground is dry and stable and there are no services present
Trench Sheets and Frames	Typically used in excavations up to 6m deep in a variety of ground conditions. This equipment can accommodate the presence of services
Sheet Piles and Frames	Typically used in larger and/or deeper excavations in a variety of ground conditions. This equipment can accommodate the presence of services

1. The table above suggests only typical uses of the different types of shoring equipment based upon recommendations given in the CPA-STIG document "Selection of Proprietary Shoring Equipment". This table should not be relied upon as a design guide.
2. All excavations are unique and should always be assessed by a competent person to ensure that the correct equipment and an appropriate safe system of work are used at all times.
3. Your attention is drawn to CDM Regulations 2015, which state that by selecting a piece of equipment, you undertake certain responsibilities as a 'designer'.
4. If in doubt about the application of any equipment, please contact Mabey Hire.

Source – CPA Safety Guidance on Selection of Proprietary Shoring Equipment.



Trenching

Our range offers groundworks products specific for utilities.



Excavation

With solutions for general excavations, tank excavations or irregular shaped excavations, we have everything covered.



Retaining/single-sided excavations

Our groundworks struts can also be used as raking props for single sided excavations.

For further information on any of groundworks systems please refer to our website at mabeyhire.co.uk

call us on 0330 191 3455 or email action@mabeyhire.co.uk



Lightweight Shoring

Our comprehensive range of lightweight shoring equipment provides the ideal solution for smaller, short term shoring applications in restricted areas.

The lightweight nature of this range means it can be handled either by hand or with smaller excavators, making it ideally suited for minor works and utility maintenance in cities and urban environments.

Vertishore

A hydraulic vertical shoring solution for use in shallow excavations.

MAP Box

Flexible, modular system able to accommodate existing services with 2, 3 or 4 sided options in various sizes.

Aluminium Trench Shield

Lightweight shield to protect workers when installing utilities.

Aluminium Waler

Lightweight aluminium, hydraulic bracing system providing 2 sided support.

Vertishore

Our Vertishore is made from 2 aluminium rails, supported against trench walls by a pair of hydraulic rams which are expanded by a manually operated hand pump. It is lightweight and ideally suited to shallow trenching in self-supporting ground up to 2.1m deep and 1.6m wide.

Key Features:

- Safe to install - lowered into trench from above ground
- For depths up to 2.1m and widths of 1.6m
- Quick to use – preassembled to size with struts already attached to rails
- Lightweight and compact – easy to handle, manoeuvre and store



MAP Box

An extremely lightweight and flexible shoring solution, our MAP Box is ideal for shallow shoring applications in self-supporting ground. Its modular nature means the components are able to form a range of box sizes, from a 1.3 x 0.6m 2-sided trench box, to a 2.5m x 2.5m 4-sided manhole box.

Key Features:

- Lightweight – individual components weigh up to 18kg
- Flexible – one set of components can create many different 2, 3 or 4-sided box configurations
- Quick and easy to construct – small, lightweight components are easy to handle and install
- Its modular nature allows panels to be omitted to allow services through



3 Sided Trench Supports.

2 Sided Trench Supports


	1.5m tall MAP box			2.1m tall MAP box		
	1.3 x 1.5	1.9 x 1.5	2.5 x 1.5	1.3 x 2.1	1.9 x 2.1	2.5 x 2.1
Overall size - length x height (m)	1.3 x 1.5	1.9 x 1.5	2.5 x 1.5	1.3 x 2.1	1.9 x 2.1	2.5 x 2.1
Max trench depth (m)	1.5	1.5	1.5	2.1	2.1	2.1
Min & max trench widths (m)	0.6-2.6	0.6-2.6	0.6-2.6	0.6-2.6	0.6-2.6	0.6-2.6
Max under strut clearance (mm)*	655	655	555	755	655	555
Length between struts (mm)	1192	1792	2392	1192	1792	2392
Assembled weight (kg)*	135-261	172-298	209-335	177-365	229-417	281-469

* Note: In order to achieve a capacity of 16.5kN/m² ^ Note: Min and Max weights are inclusive of 2/3/4 sided assemblies

For further information on any of groundworks systems please refer to our website at mabeyhire.co.uk

call us on 0330 191 3455 or email action@mabeyhire.co.uk

Aluminium Trench Shields



High Clearance Strut available - ideal for Under Track Crossings (UTX)



2.4m x 1.2m Aluminium Trench Shield

A lightweight, 2 sided protective shield, ideal for use when installing utility pipes in areas where any obstructions such as services, are not present. Its lightweight nature makes it the perfect solution for excavations undertaken with small excavators in good, dry, self-supporting ground.

Key Features:

- Available in 2 lengths (1.2m and 2.4m)
- Lightweight - ideal for use with a small excavator
- Pinned struts for ease of assembly
- When fitted with High Clearance Struts, an 800mm clearance under struts can be achieved, ideal when working on under track crossings (UTX)

	Aluminium Trench Shields	
Size - length x height (m)	1.2 x 1.2	2.4 x 1.2
Capacity (kN/m ²)	20	20
Max trench depth (m)	2.3	2.3
Min. & max. trench widths (m)	0.56-1.86	0.66-1.96
Under strut clearance (mm)	290	290
Under strut clearance with high clearance strut (mm)	800	800
Length between struts (mm)	950	1800
Box weight* (kg)	105-126	179-200
Extension available	1.2m	1.2m
High clearance strut available	Yes	Yes
End closure panels available	No	No

*Box weight is dependent on which struts are used

Aluminium Waler System

Our lightweight aluminium waler systems are designed to provide 2 way support to small trenches when used in conjunction with trench sheets.

The system is ideal for use when installing or working around utilities/services where trench boxes are not suitable and where quick and easy installation is required.

In deeper excavations, where more than one waler set will be used, our waler rails features connection points to allow the attachment of restraint chains from one waler rail to another to aid assembly and removal.

Our end units provide extra support when trench ends have not been battered back.

Waler length (m)	Waler weight (kg)
1.5	18
2	23
3	34
4	45
5	56



Key Features:

- Lightweight aluminium bracing system
- Quick and easy to install
- Suitable for trench widths from 657mm to 4317mm
- Clear internal dimensions between 490mm - 3950mm
- Can suspend from one another
- End Units provide additional safety

End Units also available



For further information on any of groundworks systems please refer to our website at mabeyhire.co.uk

call us on 0330 191 3455 or email action@mabeyhire.co.uk



Trench Boxes

Used for rapid shoring of trench runs, box systems provide a quick and easy way of holding the ground stable. This makes them the perfect solution for the safe installation of services in conditions where the control of ground movement is not critical. Our comprehensive range of box systems covers options for excavators with limited lifting capacity, a variety of trench depths and different clearance levels allowing for the laying of wider diameter pipework. All of our systems have been developed to provide a safe solution whilst also benefitting from many features such as pinned connections and telescopic struts making them easy to use on site.

Drag Box

Front cutting edge to enable the excavate and drag method. **A rapid means of pipe laying** in self supporting ground.

Trench Box

Most commonly used box system, available in a range of options for the **installation of various utilities** to ground support for trenches up to 5.6m deep.

Rolling Strut Box

Vertically adjustable struts for use within **stepped excavations** and offering **increased clearance** for pipe laying.

Manhole Box

Provides additional trench width to allow the **construction of manhole chambers**.

Backhoe Boxes

Lightweight trench and manhole boxes ideal for use **where ground movement is non-critical**.

Drag Boxes

A simple to use, 2 sided protective shield, ideal for use when installing utility pipes in dry, self-supporting ground in areas where any obstructions such as services, are not present. Our large range of drag boxes have a front cutting edge to enable the 'excavate and drag' technique, which provides a safe and rapid means of pipe laying, enabling quicker installation.

Key Features:

- Available in 6 different sizes
- Telescopic struts allow for trench widths of 0.68m to 5.3m wide
- Extensions available, increasing the maximum trench depth to 4.9m
- Pinned struts for ease of assembly
- Hogback struts available for increased clearance to 2m, enabling the installation of 1.5m diameter pipes*
- Designed to give extended clearance between struts enabling the easy installation of longer pipe sections

*Available with 5m & 7m long drag boxes only



Ask about our hogback struts for increased clearance

	Mini	Midi	Maxi	Heavy Duty		High Clearance
Size - length x height (m)	3 x 2	4 x 2	5 x 2	5 x 2.5	7 x 2	5.1 x 3.2
Capacity (kN/m ²)	25	20	20	35	34 (28*)	25
Max trench depth** (m)	3.9	2.9	2.9	3.9	3.9	4.9
Min. & max. trench widths (m)	0.68-3.08	0.68-3.08	0.71-3.11	0.81-2.66	0.94-2.79	1-5.3
Under strut clearance (m)	1.01-1.2	1.01-1.2	1.01-1.2	1.48-1.97*	1.25-1.75*	1.22-2.28
Length between struts (m)	2.65	3.65	4.65	3.73	6.35	4.5
Box weight*** (kg)	970-1960	1480-2670	2280-3780	3761-7094	4341-5036	3846-9468
Extension available	1m	1m	1m	1.5m	2m	1.8m
Hogback struts available	No	No	No	Yes	Yes	No
End closure panels available	No	No	No	No	No	No

*Using hogback struts **Max trench depths are achieved by using a box and an extension
***Box weight indicated is with minimum strut lengths



Dragbox

Trench Boxes

Easy to assemble, this 2 sided protective shield provides quick and efficient ground support in the installation of utility services when ground movement is non-critical and in areas where any obstructions such as services are not present.

Combining articulated struts and a bottom cutting edge, our trench boxes are designed to be installed by an excavator, using the push and dig technique.

With a range of options from lightweight to high clearance trench boxes, we can facilitate most trenching requirements.

Key Features:

- Available in 3 variants ranging from mini to high clearance
- A selection of struts allow for trench widths of 0.65m to 5.07m wide
- Top extensions available, increasing the maximum trench depth to 5.6m
- Pinned struts for ease of assembly
- Bottom cutting edge to ease 'push and dig' technique
- End closure panels available

	Mini Trench Box	Standard Trench Box	
Size - length x height (m)	3 x 2	3.5 x 2.63	3.5 x 4
Capacity (kN/m ²)	22-25	35-39.5	25-36
Max trench depth (m)	4	5.2-5.6	5.2
Min. & max. trench widths (m)	0.65-4.9	0.72-5.07	1.34-4.76
Under strut clearance (m)	0.92-1.27	1.51-1.55	2.55
Length between struts (m)	2.62-2.69	3.11-3.19	3.05
Box weight* (kg)	1139-4420	2068-4930	3815-6220
Associated manhole box	Yes	Yes	Yes
Extension available	Yes	Yes	Yes
End closure panel available [†]	Yes	Yes	Yes

*Box weight is dependent on which struts are used
[†]Maximum end closure panel use is 2.8m box width



View our extensive range of accompanying safety equipment from page 48



Standard Trench Box 3.5mx2.63m

For further information on any of groundworks systems please refer to our website at mabeyhire.co.uk

call us on 0330 191 3455 or email action@mabeyhire.co.uk

Rolling Strut Box

A two sided protective shield with the added advantage of struts which are vertically adjustable on rollers, this box is the ideal solution to provide support within stepped excavations. Strut positions can be adjusted in adjacent boxes along a trench, thus allowing longer pipe runs to be installed more efficiently and maximising effective man hours on site.

Key Features:

- The rolling strut enables the panels to move independently of each other during installation and removal
- Ideal for stepped excavations
- Vertically adjustable struts that can be locked into place
- Top extension available, increasing the maximum trench depth to 6.4m
- Struts allow for trench widths of 1.16-6.91m
- Bottom cutting edge to ease 'push and dig' technique



2.5m Rolling Strut Top Extension Panel



Rolling Strut Box	
Size - length x height (m)	3.5 x 4
Capacity (kN/m ²)	35-48
Max trench depth (m)	6.4
Min. & max. trench widths (m)	1.16-6.91
Under strut clearance (m)	1.4-3.2
Length between struts (m)	2.84
Box weight* (kg)	4740-13153
Extension available	2.5m
End closure panel available	No

*Box weight is dependent on which struts are used

Did you know... you can achieve working heights of up to 3.2m below the struts in a trench depth of up to 6.4m




Manhole Boxes

Our range of manhole boxes are designed for use in conjunction with our other box systems, to provide additional trench width to allow the construction of any associated manhole chambers.

Key Features:

- Available in 9 different sizes ranging from 2-4.5m in length
- Allows installation of manhole rings up to 3m in diameter
- Bottom cutting edge for ease of installation
- Suitable for trench depths up to 5.4m
- Lightweight options designed for use with small excavators with limited lifting capacity (see page 14)
- Compatible with End Closure Panels



	Mini Manhole Box	Standard Manhole Box				
		2.5 x 2.5	3 x 2.5	3.5 x 2.5	4 x 2.5	4.5 x 2.5
Size - length x height (m)	2.1 x 2	2.5 x 2.5	3 x 2.5	3.5 x 2.5	4 x 2.5	4.5 x 2.5
Capacity (kN/m ²)	20	35-40	35-40	35-40	35-40	35-40
Max trench depth (m)	2.9	5.4	5.4	5.4	5.4	5.4
Min. & max. trench widths (m)	1.54-3.14	2.06-3.96	1.7-3.96	1.7-3.96	2.87-4.77	2.87-4.77
Under strut clearance (m)	1.15	1.49	1.49	1.49	1.47	1.47
Length between struts (m)	1.87	2.23	2.73	3.23	3.7	4.2
Box weight (kg)*	1200-1748	2216-4254	2376-4554	2726-4910	3342-6040	4618-8000
To suit max. ring sizes (mm)	1350	1350	1800	2100	2700	3000
Top extension available	1m	1.5m	1.5m	1.5m	1.5m	1.5m
End closure panels available*	Yes	Yes	Yes	Yes	No	No

*Weight of box with smallest struts to weight of box with extension and largest struts
*Maximum end closure panel use is 2.8m box width

For further information on any of groundworks systems please refer to our website at mabeyhire.co.uk

call us on 0330 191 3455 or email action@mabeyhire.co.uk

Backhoe Boxes

Our backhoe boxes are available in a range of options from backhoe trench boxes to backhoe manhole boxes.

Our backhoe boxes are ideal for use on construction sites and projects where ground movement is non-critical. Their lightweight nature makes them the perfect solution for use with smaller 180° backhoe rubber tyred excavators.

Weighing less than 900kg, this solution is ideal where limited lifting capacity exists on site.

Key Features:

- Lightweight – minimum weight of 900kg
- Backhoe options for trench and manhole boxes
- Top extensions available, increasing the maximum trench depth to 2.9m
- Load capacity of 20kN/m²
- End closure panels available



	System 20 Backhoe Box	System 20 Backhoe Manhole Box	
Size - length x height (m)	2.84 x 2	2.5 x 2	3 x 2
Capacity (kN/m ²)	20	20	20
Max trench depth (m)	2.9	2.9	2.9
Min. & max. trench widths (m)	0.73-2.33	2.44	2.94
Under strut clearance (m)	1.2	1.2	1.2
Length between struts (m)	2.66	2.25	2.75
Box weight (kg)*	886-1399	1004-1560	1100-1714
To suit max. ring sizes (mm)	N/A	1350	1800
Top extension available	Yes	1m	1m
End closure panels available [^]	Yes	Yes	Yes

*Box weight is dependent on which struts are used


End Closure Panels

Designed for use with trench and manhole boxes to close off open-ended excavations where pipes or services do not extend beneath the panels.

Key Features:

- Compatible with a range of trench depths and widths
- Can be used in conjunction with Universal & MabeyGuard box edge protection system
- Bottom cutting edge for ease of installation

Size (lxh)	Weight (kg)	Max. Box Width (m)
2m x 1.5m	456.2	1.8
2m x 2.3m	704	1.8
2.5m x 1.5m	587	2.3
2.5m x 2.3m	874.2	2.3
3m x 1.5m	681.5	2.8
3m x 2.3m	1045.2	2.8



View our extensive range of accompanying safety equipment from page 48



Sheets & Frames

Choose the right trench sheets, bracing systems, safety equipment and ancillaries required for the size and complexity of your project.



Trench Sheets & Sheet Piles



Frames



Struts



Safety Equipment



Ancillaries



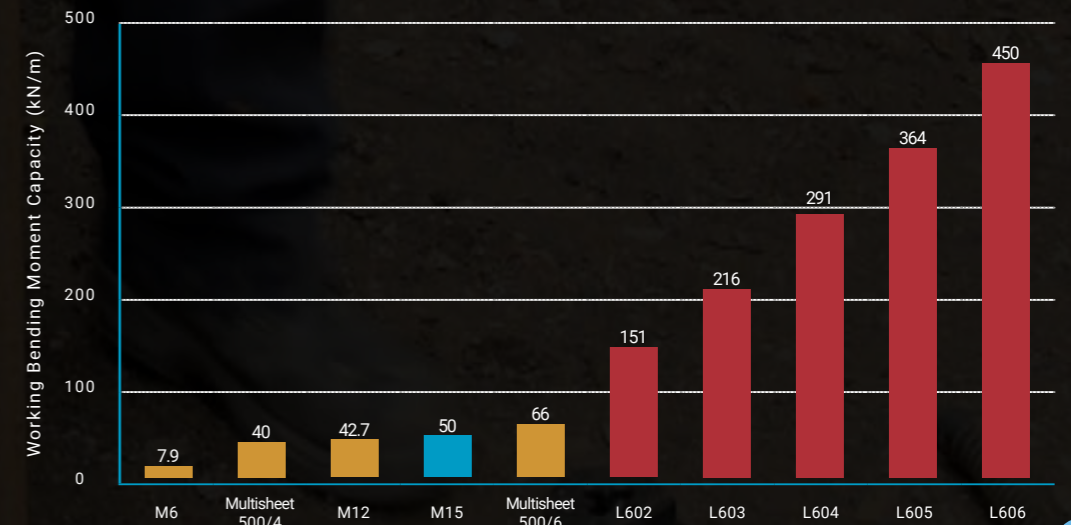
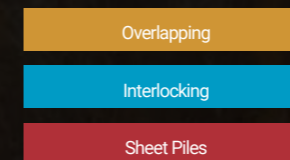
Trench Sheets, Sheet Piles and Installation & Extraction Equipment

Trench sheets and light piling helps provide support to the sides of trenches and excavations. The Mabey Hire sheeting range covers both overlapping and interlocking trench sheet profiles. Ranging from 2m - 7m in length, they are ideal for any project, large or small, deep or shallow.

Designed to support the vertical faces of larger excavations, we also offer steel sheet piles, offering greater strength and water tightness where required.

Use our comparison chart to find the right trench sheet for your project.

Key:



Trench Sheets & Sheet Piles

Our range of trench sheeting and light piling covers overlapping, interlocking trench sheets and sheet piles, offering a solution for every type of project.

Overlapping Trench Sheets

Overlapping trench sheets are an ideal choice for small to medium depth excavations where the exclusion of water is not required.

All our overlapping trench sheets are available for hire or sale.



[E] Effective Width (mm)
[P] Pan Height (mm)
[T] Thickness (mm)

Interlocking Trench Sheets

Interlocking trench sheets are an excellent alternative for more demanding applications which need greater resistance to water ingress, for example high water tables. Interlocking elements produce a continuous, linked wall of sheet. Corner profiles are also available.

All our interlocking trench sheets are available for hire or sale.

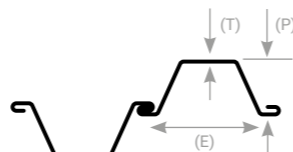


[E] Effective Width (mm)
[P] Pan Height (mm)
[T] Thickness (mm)

Sheet Piles

Our steel sheet piles are designed for use within larger excavations where water tightness and high strength is required. They are interlocking so produce a continuous, linked wall of sheet. Corner profiles are also available.

All our Sheet Piles are available for hire or sale.



[E] Effective Width (mm)
[P] Pan Height (mm)
[T] Thickness (mm)

	Overlapping Trench Sheets				Interlocking Trench Sheets	Sheet Piles				
	M6	Multisheet 500/4	M12	Multisheet 500/6	M15	L602	L603	L604	L605	L606
Lengths Available	2-4m	3-6m	3-7m	4-7m	3-7m	Various\$	Various\$	Various\$	Various\$	Various\$
Effective Width (mm)	394	480	550	480	494	600	600	600	600	600
Pan Height (mm)	38	78	87.5	75	75	310	320	390	420	430
Thickness (mm)	3.55	4	6	6	6	8.4	9.6	10	12.3	15.8
Weight (kg/m)	12.5	21.1	31.8	31.6	33.5	53.4	64.2	73.1	82.1	93.9
Section Modulus (cm ³ /m)	46	125.8	182	178.2	186	842 [*]	1200 [*]	1618 [*]	2021 [*]	2502 [*]
Working Bending Moment Capacity (kN/m)	7.9	40	42.7	66	50	151 [*]	216 [*]	291 [*]	364 [*]	450 [*]

\$A range of sections and lengths available to meet strength and driveability requirements
*Piles are classed as steel grade 270 - Other grades of steel available for sale

The table above shows the most common Sheet piles, an extensive range of sheet piles is available for Hire & Sale including Larssen, GU & PU ranges

Trench Sheet Installation & Extraction Equipment

Release Shackles

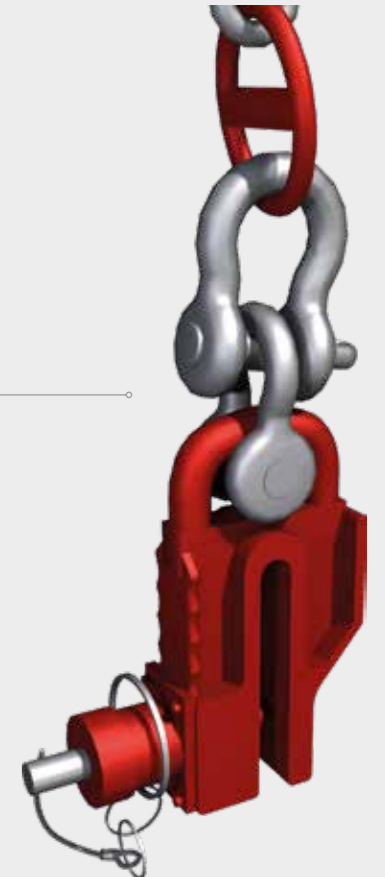
Our Release Shackles have been developed for lifting single trench sheets into position prior to driving into the ground. Once the sheet is held securely, the shackle can be released safely by an operative at ground level.

Key Features:

- No working at height required because the rope attachment allows shackle to be released from the ground
- Compatible with all Mabey Hire trench sheets
- Euro Ground Release Shackle has a safety ring detail which prevents accidental release

	Safe working vertical Load (kN)	Weight (kg)
Quick Release Shackle	40	18
Euro Ground Release Shackle	40	17.5

Euro Ground Release Shackle



Quick Release Shackle



For further information on any of groundworks systems please refer to our website at mabeyhire.co.uk

call us on 0330 191 3455 or email action@mabeyhire.co.uk

Drive Caps

Our Drive Caps fit onto the top end of trench sheets in order to improve driveability and to protect the sheets from damage often sustained from the excavator.

Key Features:

- Available in various sizes, to fit the full range of Mabey Hire trench sheets
- Correct use of the Drive Caps can significantly reduce potential damage costs
- Some Drive Caps have lifting rings for safer installation (ask for further details)
- Maximum weight 30kg




Excavator Mounted Vibrators

Our slim design Excavator Mounted Vibrators are the ideal solution for driving and extracting all our trench sheets quickly and easily using high frequency vibrations to disturb the ground. They can be attached directly to the boom of the excavator or via a range of quick hitch adaptor brackets.

Key Features:

- Range of models available to fit various sizes of excavator
- Our EMVs are designed to be low height, maximising the reach of the excavator enabling the driving of our longest trench sheets
- High power to weight ratio
- Automatic hydraulic clamp operation
- We have a dedicated Piling Attachment Service Team who are available to ensure the safe & efficient installation on-site

	EMV 300	EMV 400	EMV 450
Centrifugal force (kN)	300	400	453
Max. push / pull force (T)	15	15	15
Typical excavator weight (T)	Dec-35	25-45	25-45



Need to measure the levels of vibration?
Our Portable Vibration Monitor is the ideal short term monitoring solution.

Trench Sheet Extractors

Our Trench Sheet Extractors are used for the safe and efficient removal of trench sheets. Some designs have the added health and safety benefit of being fitted with a secondary safety device which is independent of the main attachment point. The secondary safety chain helps to minimise the risks associated with incorrect attachment, damages or other failures and will not result in the trench sheet becoming detached from the extractor.

Key Features:

- Available in a variety of sizes dependent on the thickness of the trench sheets
- Enables the rapid removal of trench sheets
- Maximum weight 24kg



For further information on any of groundworks systems please refer to our website at mabeyhire.co.uk

call us on 0330 191 3455 or email action@mabeyhire.co.uk

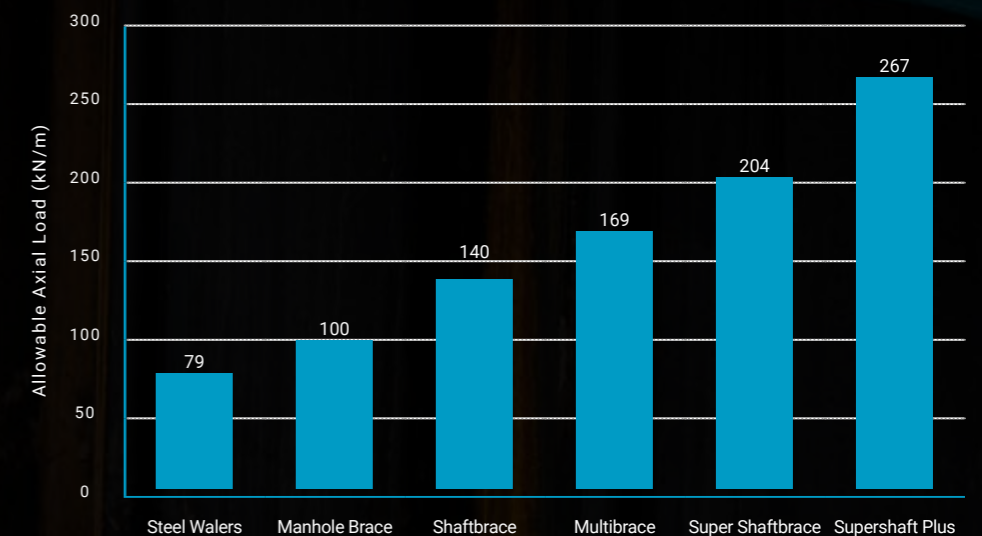


Excavation Bracing Frames

Our wide range of excavation bracing frames provide support solutions to excavations, with the capability to support clear spans of up to 25m.

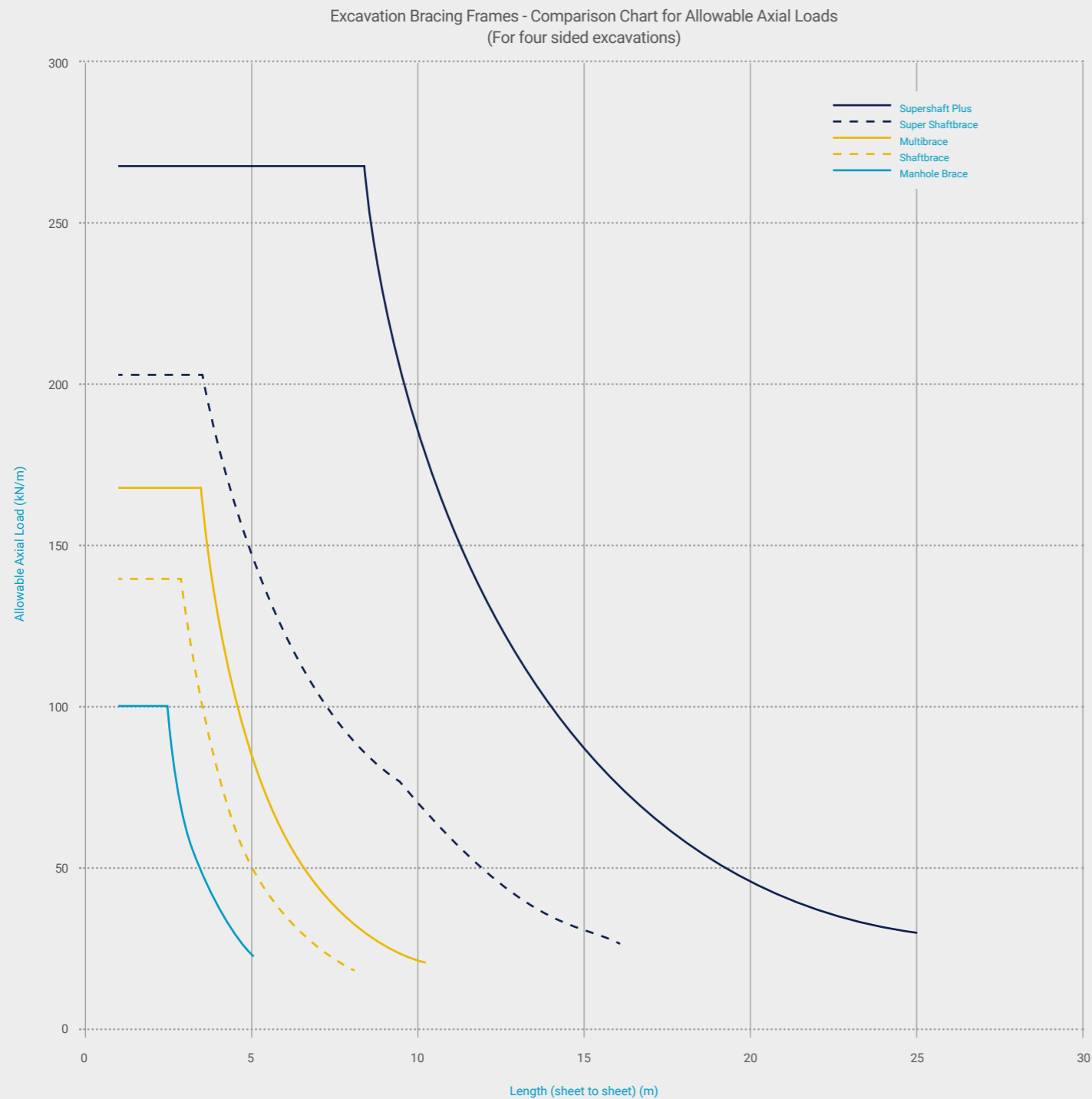
With a vast range, available in steel or aluminium, mechanical or hydraulic and with a range of load carrying capacities, combined with our bracing struts, we ensure that we have the range that meets the needs of any project.

Bracing Frames	Allowable Axial Load (kN/m)
Steel Walers	79
Manhole Brace	100
Shaftbrace	140
Multibrace	169
Super Shaftbrace	204
Supershaft Plus	267



Excavation Bracing Frames

Our range of excavation bracing frames support sheeted excavations. Use our allowable load capacity comparison chart to ensure you find the right bracing system for your project.



Steel Waler System

Our steel waler systems are designed to provide 2 way support to small trenches when used in conjunction with trench sheets.

This system is available in both steel and heavy duty varieties and in a range of lengths from 2m to 5m to suit your application. The waler rails are connected with our hydraulic struts which are pressurised using our manually operated hydraulic hand pump, allowing the system quickly and easily adjust to your trench width.

Key Features:

- Lightweight aluminium bracing system available
- Quick and easy to install
- Suitable for trench widths from 657mm to 4317mm
- Clear internal dimensions between 490mm - 3950mm

Steel Walers

Waler length (m)	Waler weight (kg)
2.4	90
3.4	132
4.3	165
5	192

Heavy Duty Walers

Waler length (m)	Waler weight (kg)
4.3	225
5	345



End Units also available



For further information on any of groundworks systems please refer to our website at mabeyhire.co.uk

call us on 0330 191 3455 or email action@mabeyhire.co.uk


Manhole Brace

Our Manhole Braces are the ideal solution for bracing small cofferdams in order to ensure the safe construction of manholes or when carrying out repairs to similar size excavations.

This 4 way hydraulic bracing system, is available in two variants, single and double acting. The single acting variant provides adjustment by means of mechanical and hydraulic extension. The legs are extended hydraulically and retracted manually. The double acting type extends and retracts using hydraulics.

Key Features:

- Available with either single acting or double acting hydraulic cylinder
- Available in a range of sizes from 1.55m to 5.02m
- Single acting brace clear internal dimensions: 1270mm - 3930mm
- Double acting brace clear internal dimensions: 1405mm - 4660mm



Single Acting Manhole Brace

External working range (mm)		Weight per leg (kg)
Min	Max	
1550	2110	78
1750	2510	101
2360	3320	119
3300	4260	178

Double Acting Manhole Brace


External working range (mm)		Weight per leg (kg)
Min	Max	
1765	2365	216
2100	2700	232
2500	3500	265
3345	4345	300
4020	5020	332

Shaftbrace

Shaftbrace is a hydraulic bracing system, designed to give clear working areas requiring no cross strutting. A versatile system, encompassing pinned corners and octagonal corner units, allows the bracing of non-square and octagonal excavations. The Shaftbrace system is also compatible with our Double Acting Manhole Brace and Multibrace for even greater flexibility.

Key Features:

- Standard leg assemblies cover excavations up to 10.2m* in length, sheet to sheet
- Bracing struts available to increase the lengths of the excavation
- Clear internal dimensions between 1305mm - 9705mm
- Compatible with our Light Duty Mechanical Bracing Strut, JC40 Mechanical Bracing Strut, Standard Mechanical Bracing Strut & Heavy Duty Mechanical Bracing Strut



External working range (mm)		Weight per leg (kg)
Min	Max	
1805	2405	270
2205	3205	355
2705	3705	411
2955	3955	423
3105	4105	455
3605	4605	483
4105	5105	500
4605	5605	538
5105	6105	599
5605	6605	592
6105	7105*	653
6605	7605*	683
7105	8105*	707
7605	8605*	737
8105	9105*	798
8605	9605*	792
9205	10205*	775

*Standard leg configurations shown, struts will be required on excavations over 7m

Did you know...
Shaftbrace can be used for octagonal excavations

For further information on any of groundworks systems please refer to our website at mabeyhire.co.uk

call us on 0330 191 3455 or email action@mabeyhire.co.uk

Multibrace

A 4 way hydraulic bracing system, Multibrace has a high load carrying capacity due to a larger section size. It is a flexible solution with standard legs covering excavations up to 10.3m sheet to sheet with bracing struts also available to increase the lengths of the excavation. Multibrace is also compatible with Shaftbrace, Super Shaftbrace and Supershaft Plus, further increasing its versatility.

Key Features:

- Pinned corners allow bracing of non-square excavations
- Bracing struts available to increase the length of excavations
- Compatible with other Mabey Hire bracing systems
- Clear internal dimensions between 1923mm - 9786mm
- Compatible with our Light Duty Mechanical Bracing Strut, JC40 Mechanical Bracing Strut, Standard Mechanical Bracing Strut & Heavy Duty Mechanical Bracing Strut

External working range (mm)		Weight per leg (kg)
Min	Max	
2525	3525	646
3275	4275	805
3850	4850	908
4225	5225	958
5075	6075	1076
5925	6925	1188
6775	7775	1302
7250	8250	1442
8100	9100	1562
8475	9475	1612
9325	10325	1646-1724



Compatible with a variety of our excavation bracing struts



For further information on any of groundworks systems please refer to our website at mabeyhire.co.uk

call us on 0330 191 3455 or email action@mabeyhire.co.uk

Super Shaftbrace

Mabey Hire Super Shaftbrace is a strong and versatile hydraulic bracing system. It extends the range of Shaftbrace up to 16m excavations, and with bracing struts this can be extended even further. Its pinned corners allow the bracing of non-square excavations and its octagonal corner units enables 8-sided excavations.

Key Features:

- For excavations up to 15.9m
- Bracing struts available to increase the lengths of the excavation
- System enables 8 sided excavations to be constructed
- Clear internal dimensions between 2140mm - 15190mm
- Compatible with our Standard Mechanical Bracing Strut, Heavy Duty Mechanical Bracing Strut & Super Bracing Strut

External working range (mm)		Weight per leg (kg)
Min	Max	
2880	3530	897
3480	4130	1107
3880	4880	1160
4730	5730	1430
5580	6580	1600
6430	7430	1690
7280	8280	1780
8130	9130	2040
8980	9980	2200
9830	10830	2455
10680	11680	2715
11530	12530	2790
12380	13380	3050
13230	14230	3230
14080	15080	3370
14930	15930	3530



Compatible with a variety of our excavation bracing struts



For further information on any of groundworks systems please refer to our website at mabeyhire.co.uk

call us on 0330 191 3455 or email action@mabeyhire.co.uk

Supershaft Plus

The next generation in bracing systems, Supershaft Plus is a uniquely fabricated beam. This has been designed using our engineering expertise to offer large clear spans, allowing greater areas of clear space within large excavations.


The bracing system is so strong that it can either completely remove or significantly reduce the requirement for bracing struts or knee braces.

This bracing system has been successfully used in projects to achieve clear spans of 25m allowing the installation of large tanks.


Key Features:

- Can be used in excavations up to 25m long without any bracing struts*
- Reduces installation time
- Reduces excavation costs with limited obstacles to work around
- Minimises clashes with the permanent works and enables large tanks to be placed directly in situ
- Clear internal dimensions between 2000mm - 24300mm
- Compatible with our Super Bracing Strut and Super Bracing Strut-1000

External working range (mm)		Weight per leg (kg)	External working range (mm)		Weight per leg (kg)
Min	Max		Min	Max	
3000	3800	1925	14000	14800	6547
3500	4300	2296	14500	15300	6918
4000	4800	2496	15000	15800	6939
4500	5300	2867	15500	16300	7310
5000	5800	2888	16000	16800	7510
5500	6300	3259	16500	17300	7881
6000	6800	3459	17000	17800	7493
6500	7300	3830	17500	18300	7864
7000	7800	3851	18000	18800	8064
7500	8300	4222	18500	19300	8435
8000	8800	4031	19000	19800	8133
8500	9300	4402	19500	20300	8827
9000	9800	4602	20000	20800	9027
9500	10300	4973	20500	21300	9398
10000	10800	4803	21000	21800	9598
10500	11300	5174	21500	22300	9969
11000	11800	5374	22000	22800	9990
11500	12300	5745	22500	23300	10361
12000	12800	5766	23000	23800	10382
12500	13300	6137	23500	24300	10753
13000	13800	5976	24000	24800	10562
13500	14300	6347	24500	25300	11324



*The size of the clear span is dependent on individual site conditions and load case. Each project should be designed by a competent engineer to assess the configuration of equipment.



For further information on any of groundworks systems please refer to our website at mabeyhire.co.uk

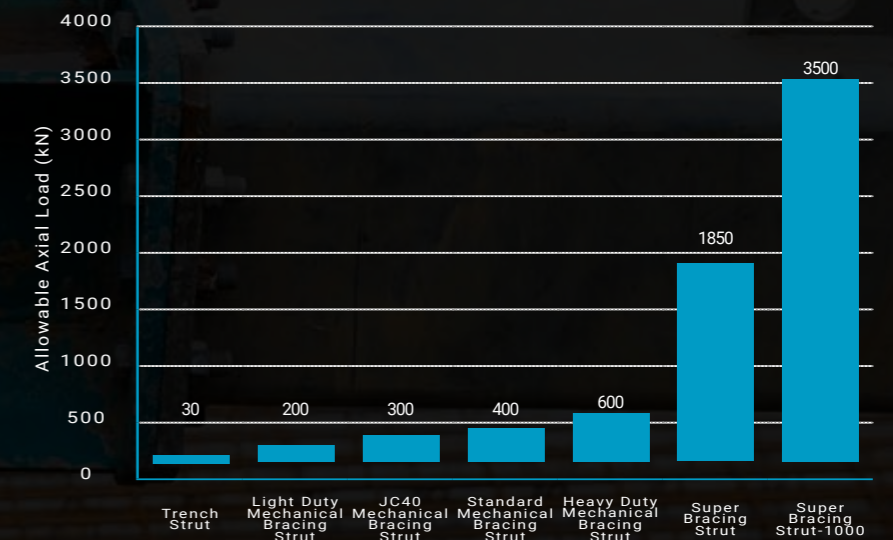
call us on 0330 191 3455 or email action@mabeyhire.co.uk



Excavation Bracing Struts

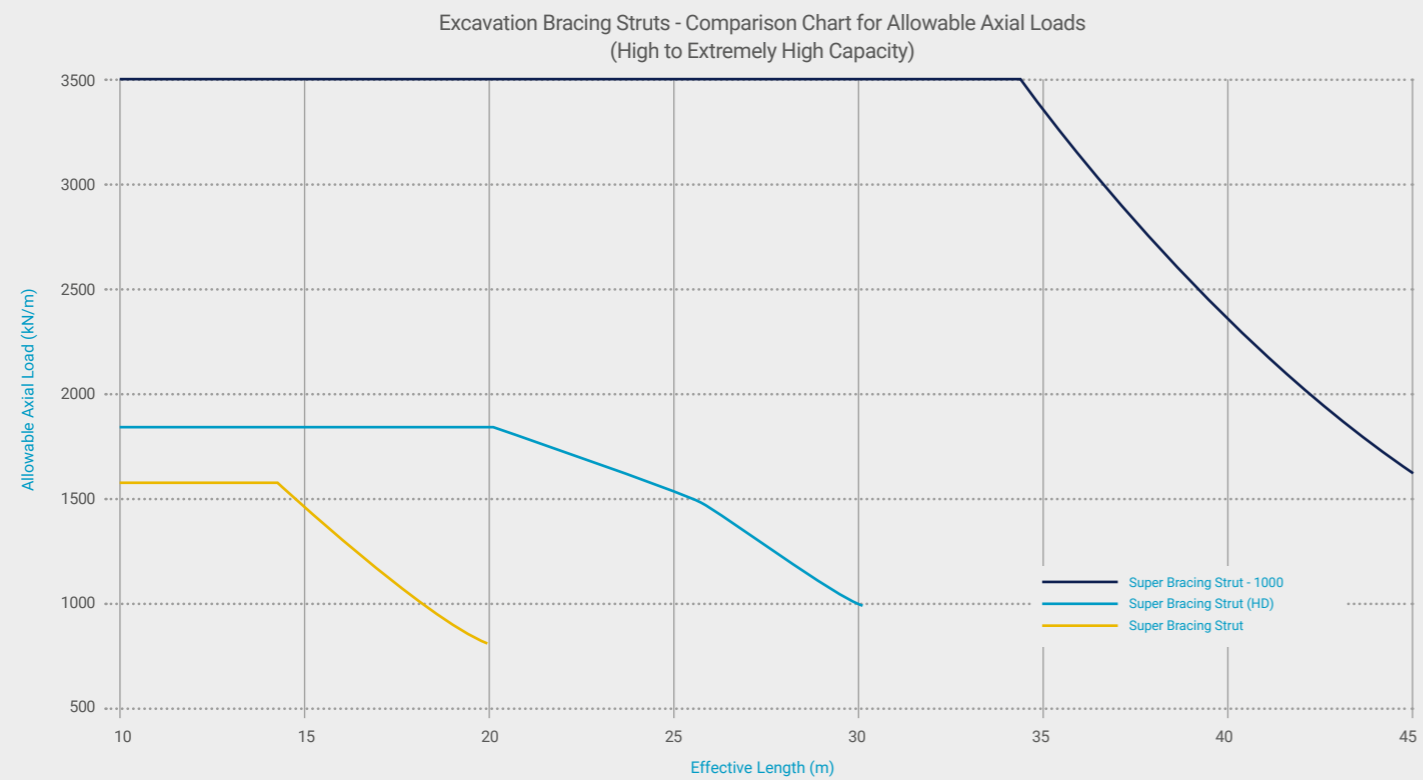
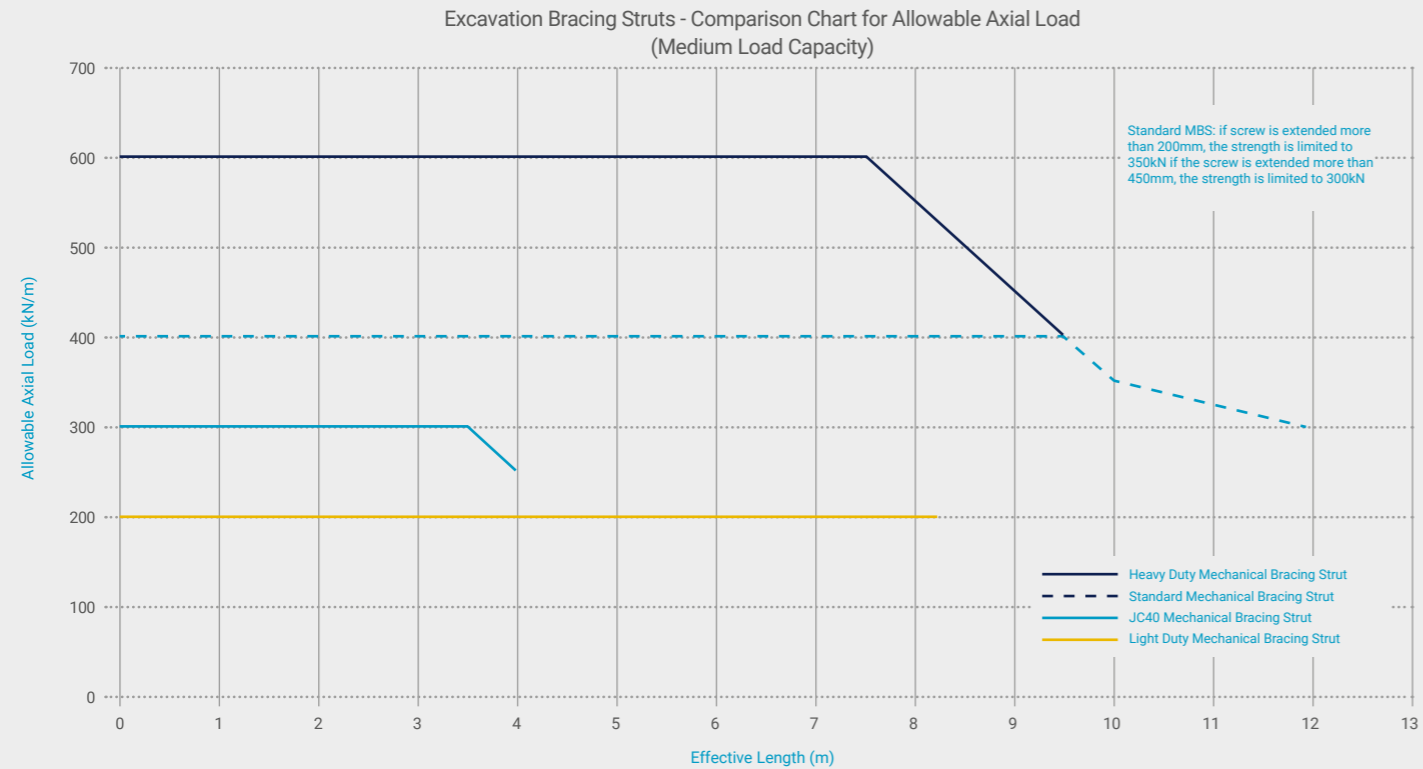
Our range of medium to heavy duty bracing struts have been designed to be highly versatile. Compatible with our bracing systems, the bracing struts are used as intermediate supports allowing you to indefinitely extend the length of the excavation. With a range of end fixtures, the bracing struts can be used to prop permanent concrete structures such as diaphragm walls & capping beams. The struts can also be used as raking props for one-sided excavations.

	Allowable Axial Load (kN)
Trench Struts	30kN
Light Duty Mechanical Bracing Strut	200kN
JC40 Mechanical Bracing Strut	300kN
Standard Mechanical Bracing Strut	400kN
Heavy Duty Mechanical Bracing Strut	600kN
Super Bracing Strut	1850kN
Super Bracing Strut-1000	3500kN



Excavation Bracing Struts

Our excavation bracing struts have the capacity to support low load shallow trench excavations to extremely high load large basement excavations. Use our load capacity comparison chart to ensure you find the right bracing system for your project.



The above charts are based on typical, simplified assumptions and do not include thermal effects, load eccentricity etc that may have an impact on the overall strength of a long strut. Struts should always be selected and verified by a competent person on a specific case by case basis.

Trench Struts

Our Trench Struts are designed for bracing timber waling and are ideally suited for small, shallow trench excavations.

Key Features:

- Safe working load of 30kN
- Available in lengths ranging from 300mm - 1040mm
- Struts have bent corners to dig into the timber and stop movement.



Closed length (mm)	Open length (mm)	Weight per strut (kg)
300	450	4.95
450	710	7.25
680	1140	9.52
1040	1750	12.7

Light Duty Mechanical Bracing Strut

A light duty strut, designed to be used in conjunction with our Shaftbrace & Multibrace systems.

Key Features:

- Safe working load of 200kN
- Good spanning capability for its weight
- Available in lengths ranging from 1890mm - 8190mm



External working range (mm)		Weight per strut (kg)
Min	Max	
1890	2690	272
2390	3190	318
2890	3690	339
3390	4190	385
3890	4690	382
4390	5190	428
4890	5690	474
5390	6190	495
5890	6690	468
6390	7190	514
6890	7690	560
7390	8190	581

JC40 Mechanical Bracing Strut

Designed to be used in conjunction with our Shaftbrace and Multibrace systems.

Key Features:

- Safe working load of 300kN
- Very strong for short span excavations
- Available in lengths ranging from 490mm - 3950mm



External working range (mm)		Weight per strut (kg)
Min	Max	
490	710	61
710	1150	76
1110	1550	97
1510	1950	116
1910	2350	137
2310	2750	156
2710	3150	177
3110	3550	196
3510	3950	217

For further information on any of groundworks systems please refer to our website at mabeyhire.co.uk

call us on 0330 191 3455 or email action@mabeyhire.co.uk

Standard Mechanical Bracing Strut

Designed to be used in conjunction with our wide range of bracing systems, with a load capacity of 400kN.

Key Features:

- Available in lengths ranging from 2290mm - 12490mm
- Safe working load of 400kN
- Compatible with Shaftbrace, Multibrace & Super Shaftbrace



External working range (mm)		Weight per strut (kg)
Min	Max	
2290	3490	374
3040	4240	464
3790	4890	521
4540	5740	577
5290	6490	667
6040	7240	724
6790	7990	774
7540	8740	837
8290	9490	894
9040	10240	984
9790	10990	1040
10540	11740	1097
11290	12490	1163

Heavy Duty Mechanical Bracing Strut

A heavy duty strut, with a high load capacity of 600kN, it is designed to be used in conjunction with a wide range of our excavation bracing frames.

Key Features:

- Available in lengths ranging from 2290mm - 8740mm
- Safe working load of 600kN
- Compatible with Shaftbrace, Multibrace & Super Shaftbrace



External working range (mm)		Weight per strut (kg)
Min	Max	
2290	3490	442
3040	4240	532
3790	4990	589
4540	5740	645
5290	6490	735
6040	7240	792
6790	7990	815
7540	8740	905

Super Bracing Strut

A high load capacity strut, designed to be used in conjunction with our Super Shaftbrace and Supershaft Plus systems.

Key Features:

- Available in lengths ranging from 2165mm - 29800mm
- Safe working load of 1850kN




Struts Using 400mm Extensions			Struts Using 600mm Extensions		
External working range (mm)		Weight per strut (kg)	External working range (mm)		Weight per strut (kg)
Min	Max		Min	Max	
2165	2765	925	11600	12800	5030
3165	3765	1285	12600	13800	5330
4040	5640	1488	13600	14800	5950
5040	6640	1848	14600	15800	5580
6040	7640	2038	15600	16800	6200
7040	8640	2398	16600	17800	6500
8040	9640	2413	17600	18800	6455
9040	10640	2773	18600	19800	7075
10040	11640	2963	19600	20800	7375
11040	12640	3323	20600	21800	7995
12040	13640	3188	21600	22800	7955
13040	14640	3548	22600	23800	8575
14040	15640	3738	23600	24800	8875
15040	16640	4098	24600	25800	9495
16040	17640	4113	25600	26800	9455
17040	18640	4473	26600	27800	10075
18040	19640	4663	27600	28800	10045
			28600	29800	10665

Super Bracing Strut-1000

An extremely high load capacity strut, designed to be used in conjunction with our Supershaft Plus bracing frame or concrete capping beams. All schemes are to be designed by a Mabey Hire Engineer.

Key Features:

- Available in lengths ranging from 4745mm - 45445mm
- Safe working load of 3500kN
- Compatible with Supershaft Plus
- Typically used in large basement excavations



Struts Using 600mm Extensions			Struts Using 1067mm Extensions		
External working range (mm)		Weight per strut (kg)	External working range (mm)		Weight per strut (kg)
Min	Max		Min	Max	
4745	5945	4591	6745	7945	6445
			7245	8445	6867
5745	6945	4891	8245	9445	7295
6745	7945	5511	9245	10445	8111
			10245	11445	8539
7745	8945	5471	11245	12445	9355
			12245	13445	9783
8745	9945	6091	13245	14445	10211
			14245	15445	10639
9745	10945	6391	15245	16445	11461
			16245	17445	10448
10745	11945	7011	17245	18445	11270
			18260	19460	11692
11745	12945	7261	19260	20460	12514
12745	13945	7561	20260	21460	12936
13745	14945	7516	21260	22460	13364
14745	15945	8136	22260	23460	13792
15745	16945	8436	23260	24460	14608
			24260	25460	15424
16745	17945	8436	25260	26460	15852
			26260	27460	16280
17745	18945	9056	27260	28460	17102
18745	19945	9016	28260	29460	16093
			28745	29945	16915
19745	20945	9636	29745	30945	17337
			30745	31945	18159
20745	21945	9936	31745	32945	18581
			32745	33945	19009
21745	22945	10558	33745	34945	19437
22745	23945	10516	34745	35945	20259
			35745	36945	20681
23745	24945	11136	36745	37945	21109
			37745	38945	21931
24745	25945	11106	38745	39945	22353
			39745	40945	21414
25745	26945	11726	40245	41445	22236
			41245	42445	22658
26745	27945	11686	42245	43445	23480
			43245	44445	23902
27745	28945	12306	44245	45445	23540

For further information on any of groundworks systems please refer to our website at mabeyhire.co.uk

call us on 0330 191 3455 or email action@mabeyhire.co.uk



ShoreSafe Excavation Safety Equipment

Our range of ShoreSafe equipment is designed to improve health and safety for personnel working in or around excavations. From edge protection to entry and egress systems our full ShoreSafe range is compatible with our excavation support and bracing systems.

Excavation Edge Protection Barriers

Our edge protection is designed to be used around the perimeter of an excavation to act as a barrier and to protect workers within the excavation from any falling debris.

Universal Edge Protection Barriers

We are the first temporary works specialist to meet and exceed BS EN 13374:2013 Class A & Class B - the Standards for Temporary Edge Protection. This means that our Universal barriers can prevent large pieces of debris falling through it and are able to resist a dynamic force large enough to stop a person who is falling, sliding or rolling down a slope of up to 30°.

One product for all excavation projects - fully compatible with our range of drag, trench & manhole boxes and our trench sheets & sheet piles.

Key Features:

- Independently tested (Lloyds British test house) to meet the most stringent standards for temporary edge protection
- Suitable for use where the ground slopes up to a maximum of 30°
- Integrated kickboard prevents the risk of falling debris
- Lock off system on clamps for maximum stability
- Designed to be offset – so that it is clear of any trench box lifting points, so the lifting chains can be safely attached without removing the edge protection
- Compatible with our Ladder Access Platforms



Panel height (mm)	1066
Min length (mm)	655
Max length (mm)	2900
Weight (kg)	9.5-21.5

MabeyGuard & Sheetguard Edge Protection Barriers

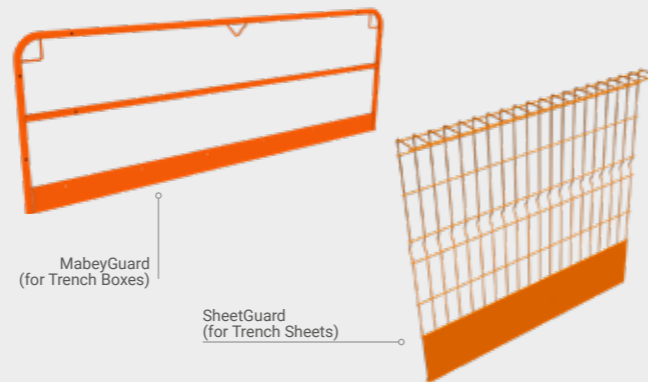
MabeyGuard is compatible with our range of drag, trench and manhole boxes. Available in lengths from 1.5m – 4.4m.

SheetGuard is compatible with our range of trench sheets & sheet piles. It has an adjustable barrier stop allowing for the height of the barriers to be set at varying heights.

Both barriers can be used as a stand alone or in conjunction with our Ladder Access Platforms.

Key Features:

- Kickboards to protect workers against falling debris
- Lightweight panels that are man-handleable



	MabeyGuard	SheetGuard
Panel height (mm)	1000-1013	1125
Min length (mm)	1542	1200
Max length (mm)	4416	2600
Weight (kg)	22-48.1	Nov-24

Excavation Fall Arrest & Rescue System

Our Excavation Fall Arrest & Rescue System provides 360° fall protection and rescue capability for construction operatives working within excavations. The system includes a davit arm, HRA (Fall Arrest Block with Rescue Mechanism) and a davit clamp.

Key Features:

- Can carry its full load safely at any angle (360°)
- Compatible with all our trench sheets, trench boxes and edge protection systems
- Can be installed manually or mechanically
- Additional fall arrest attachment on the arm provides fall protection for the HRA operator during rescue operations
- Thoroughly tested in accordance with EN 795, EN 361 & EN 360



For further information on any of groundworks systems please refer to our website at mabeyhire.co.uk

call us on 0330 191 3455 or email action@mabeyhire.co.uk

Ladder Access Platforms

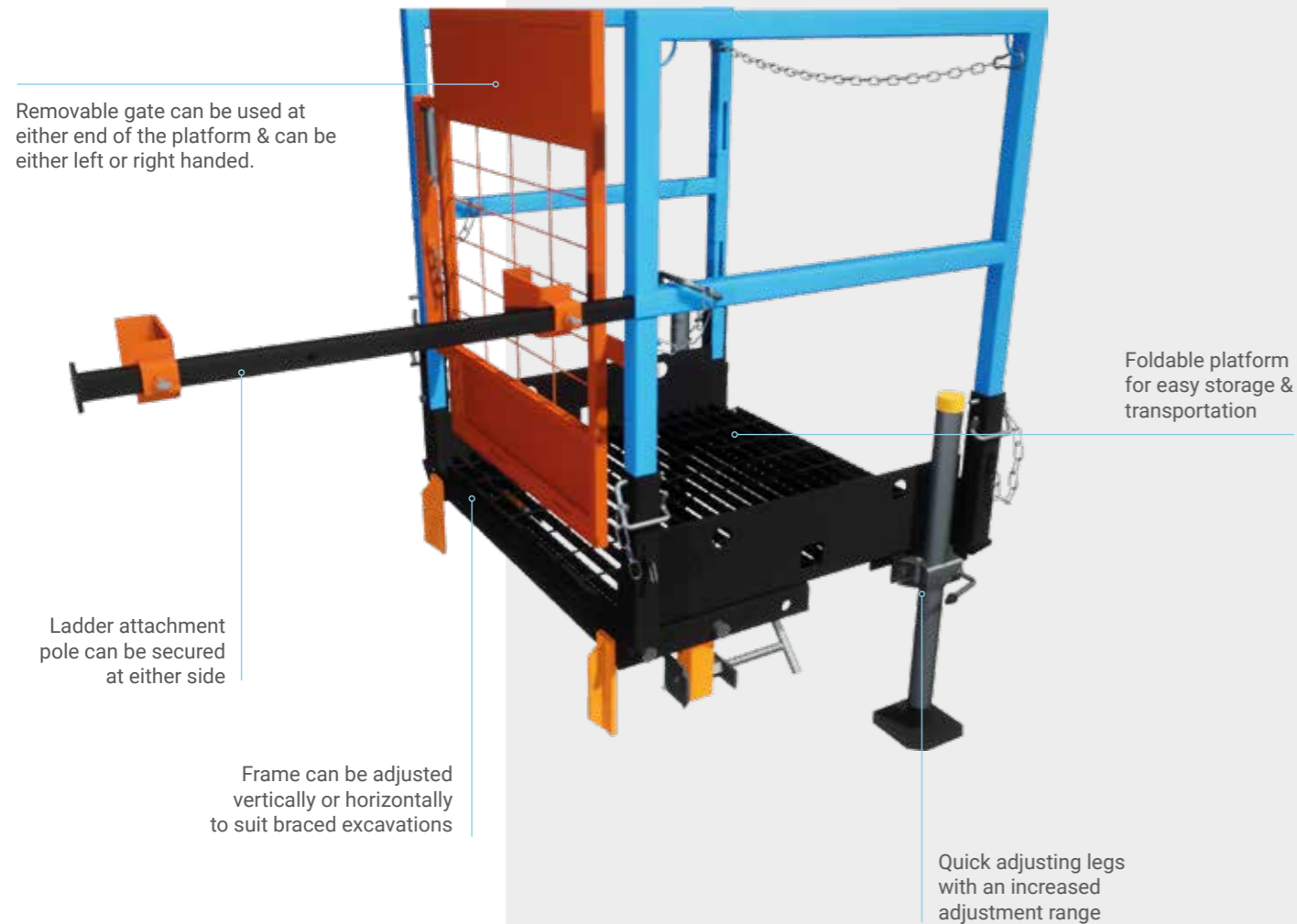
Our cantilevered ladder access platforms ensure safe access and egress onto and from a pole or staircase ladder. With specific versions designed for use with either our trench boxes or our trench sheets, we have everything covered, whatever your project.

Our Ladder Access Platform incorporates many features to make it our most flexible and versatile platform yet.

Key Features:

- Designed in accordance with BS EN 13374.2013 Class A

	Box ladder access platforms	Sheet ladder access platforms
Height (mm)	1170-1300	1040-1300
Width (mm)	850-1100	860-1100
Depth (mm)	850	1330-1490
Weight (kg)	110	170.5-226




Other Access Equipment

Ladders

Our steel and timber* ladders are available in a variety of lengths from 3m to 8m and can accommodate excavation depths of 1.5m to 6.5m.

*Available for sale only



Staircase Access

Our steel staircase provides a safer alternative to ladder access as it has a hand rail on both sides. It is available in a variety of lengths, and can be installed at variable gradients dependent on the depth of the excavation.

Key Features:

- The staircase is foldable for ease of storage and transportation
- Double handrail automatically adjusts to the correct height



For further information on any of groundworks systems please refer to our website at mabehire.co.uk

call us on 0330 191 3455 or email action@mabehire.co.uk



Ancillaries

Our extensive range of groundworks equipment is complemented by our ancillary products, offering our customers a full solution for their site requirements.

Manhole Lifter

Our Manhole Lifter is designed to mechanically lift and transport manhole rings. It attaches to the excavator and is capable of lifting the ring securely, removing the need for the workers to enter the excavation by removing the need for manual sling points.

Key Features:

- Suitable for manhole rings from 900mm to 1800mm diameter
- Safe working load of up to 2500kg
- All mechanically operated, no additional hydraulics required
- Only requires one person to operate (Excavator Operator)
- Available for hire or sale




Internal manhole diameter (mm)		Manhole ring depth (mm)		Weight of lifter (kg)	Safe working load (kg)
Min	Max	Min	Max		
900	1800	250	1800	92	2500

Manhole Shutters

Our Manhole Shutters are ideal to simplify the formation of circular formwork to form a uniform thickness concrete surround to pre-cast concrete manhole rings.

Key Features:

- Available in two heights 900mm & 1800mm
- 3 panel widths allow for manhole nominal diameters from 675mm to 3000mm
- Simple pin and wedge system ensures rapid assembly.
- Available for hire or sale.




Height (mm)	Width (mm)	Weight (kg)
900	250	14
900	620	19
900	1530	33
1800	250	27
1800	620	36
1800	1530	66

Manhole Safety Platform

Designed to be placed on top of a precast concrete manhole ring, the Mabey Hire Manhole Safety Platform provides a safe and secure area for operatives to work from whilst installing manhole equipment. The platform can also be used if the manhole ring is fitted with a cover slab.

Key Features:

- Added protection against accidents on site
- Available in multiple sizes covering manhole ring diameters from 1050mm to 2100mm
- Anti Slip coating to the base provides added safety
- All handrail sections can act as a gate, allowing access at any point around the platform



Pipe Lifter

Our Pipe Lifter is a non-hydraulic excavator attachment for the safe lifting and laying of concrete pipes. Using the pipe lifter eliminates any manual handling of pipes and avoids the need for groundworkers in the trench during pipe installation.

Key Features:

- Allows site operatives to offload pipes without manual intervention
- Can be operated by one person
- Can be attached to most excavators using quick hitch coupling
- It has a 90° leg rotation which makes it ideal when accessing narrow excavations
- For 0.3-1.2m diameter pipes
- Lifting capacity up to 4 tonnes
- Available pin diameter sizes: 65, 80, 90 & 100



Internal manhole diameter (mm)		Max. pipe length (mm)	Lifting capacity (kg)	Weight of lifter (kg)
Min	Max			
300	1200	2600	600-4000	990-1075

For further information on any of groundworks systems please refer to our website at mabeyhire.co.uk

call us on 0330 191 3455 or email action@mabeyhire.co.uk

Culvert Puller

Our Culvert Pullers are designed for the safe installation of pre-cast square, rectangular or circular culvert sections.

Using traditional hydraulic systems, or our battery powered system, the pullers pull the culverts into position and are powerful enough to work with the sealing agent to create a watertight bond between the culverts.

Key Features:


- 10t pullers can be twinned to increase their collective pull capacity of 20 tonnes
- Can fit a variety of shapes & sizes of pre-cast concrete culverts
- A range of pulling beams are available to suit different culvert widths
- 16t pullers come with a remote control with 10m cable

Capacity	Internal culvert height (mm)		Internal culvert width (mm)	
	Min	Max	Min	Max
10t	2290	3490	2290	3490
16t	800*	3650	1000	6500

* adaptor required



16t Culvert Puller



10t Culvert Puller



For further information on any of groundworks systems please refer to our website at mabeyhire.co.uk

call us on 0330 191 3455 or email action@mabeyhire.co.uk

Monitoring: keeping sites safer with real-time data

With the advances in digital technology we can help keep sites safer with the use of real-time data.

Our industry-leading range of monitoring solutions provide you with vital, real-time data and insight about structural movement and environmental factors that can impact your project.

When working on large scale excavations, we know safety is the number one priority. LIVEpin is a wireless solution designed to work exclusively with our Super Bracing Struts to measure axial load & temperature. It provides constant, accurate measurements and alerts you to any changes or issues that may require immediate attention, giving you peace of mind your project is secure.

There are also numerous environmental factors that can impact the conditions on site or surrounding area, e.g. noise, dust, vibration, rainfall etc. Enviroguard continuously measures all of these factors plus more, analysing the site conditions to ensure compliance to Section 61 of the Control of Pollution Act 1974.

To talk to us about a monitoring solution for your project, call 0330 191 5594 or email us at action@mabeyhire.co.uk.

L_{Aeq} (1 Hr) [dB]
65.80 dB

10/11/2018
17:10:44



Our project management approach ensures you get the full monitoring solution, from start to finish.

Step 1 System planning & design

Early engagement with our clients ensures that our expert engineers design a tailored monitoring solution to all projects.

Step 3 Data configuration

Our unique web based reporting software, Mabey LIVEsite is pre-configured for each project based on a clear understanding of client needs with built in trigger levels to alert users to any breaches.

Step 5 Reporting

Templates are set up within the LIVEsite system to enable quick and easy reporting.

Step 2 Installation & configuration

Our team will install and ensure accurate configuration of all monitoring equipment on site.

Step 4 Data visualisation

Clients are able to view accurate, real-time data that is easy to interpret through the use of graphs, schematics and 3D modelling.




Engineering the future

Here at Mabey Hire, we are committed to driving our industry forward. Whether through using the latest technologies or through learning and development, we are constantly looking for ways to improve safety and efficiency for our customers.

With a dedicated digital engineering team embedded in our business, we use the latest technology to help our customers design winning bids, reduce the costs of construction, speed up delivery, improve safety and reduce the full-life cost of infrastructure.

We are extremely passionate about raising standards in the temporary works industry, that's why we have invested in our ICE accredited training programme and developed our STEM Education Programme.



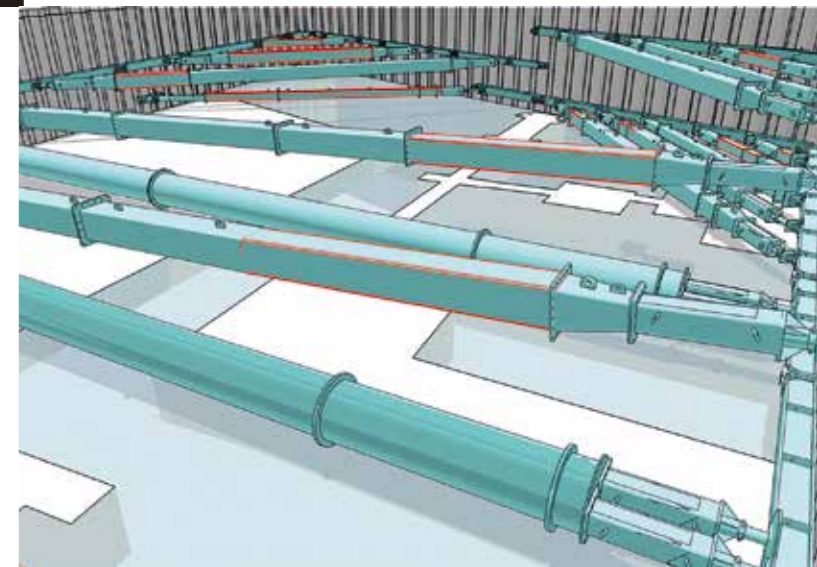
Immersive Technology

Developed by our in-house engineers, EVE uses immersive technology to create an intuitive 3D design for your construction project, incorporating all aspects of temporary works.

Rendering a fully explorable visualisation of your project, EVE allows users to see the full project before construction work begins.

BIM (Building Information Modelling)

Our early adoption of Revit 3D software in our scheme designs, enabled us to further help our clients to win and deliver projects. We have the capability/processes to work to BIM level 2 standards.



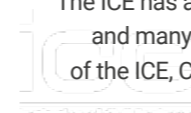
STEM (Science, Technology, Engineering & Mathematics)

We take our responsibility for encouraging the next generation of engineers seriously. That's why we have built the STEM Education programme, using LEGO® to inspire children to consider a career in engineering, delivered by our own STEM Ambassadors, enabling a new generation of engineers to take our industry forward.

Learning & Development

With our in-house ICE accredited training programme we are committed to supporting the development of our engineers to raise standards within the temporary works industry.

The ICE has approved our structured training agreement and many of our engineering team are either Fellows of the ICE, Chartered Engineers or are working towards professional qualifications.









Working with Mabe Hire

Any delay impacts a construction project significantly, so our customers demand a right first time service. We have built our business to ensure we meet that need.

As an award-winning temporary works specialist - we have the knowledge, experience and the support network to ensure we deliver an unrivalled service. This ensures we can deliver a quick and efficient solution, from design through to delivery and installation, throughout the UK.

This service is backed by our commitment to quality, safety and the environment.

<p>4.8/5</p>  <p>CUSTOMER SATISFACTION RATING</p>	<p>£2M</p>  <p>ANNUAL INVESTMENT IN EQUIPMENT</p>	<p>98.75%</p>  <p>ON TIME IN FULL INVOICE CORRECT</p>	<p>£1M</p>  <p>ANNUAL INVESTMENT IN VEHICLES</p>	<p>GET IT RIGHT INITIATIVE</p> <p>We're committed to eliminating error within the construction industry. With our membership to GIRI (Get It Right Initiative), we're working directly with them and other members to improve productivity, quality, sustainability and safety through the drive of innovation and sharing of best practice.</p>
--	--	--	---	---

Site services

Successful completion of any contract requires co-operation and a desire to succeed from all parties. Our mission is to bring the benefit of our market-leading products together with our experienced engineers and our installation capability to offer safe, economic and least intrusive temporary works solutions, delivered on time and on budget. Our site management and installation teams work closely with the engineers and our clients to advise, plan and execute works on site in a safe, timely manner with due regard to the needs of others working around us.

Customer service excellence

We pride ourselves on our commitment to customer service excellence and regularly conduct external research to refine and improve our service offering, striving for complete customer satisfaction.

Commitment to quality, safety and the environment

Our health and safety programme has been recognised by numerous professional bodies across the construction and manufacturing industry.

TAKING RE:SPONSIBLE ACTION



ESG

Our activities help shape the world we live in and leave a lasting impact. That's why we're committed to protecting the planet, caring for our people and communities, and being a responsible business.

ESG stands for Environmental, Social and Governance and our strategy sets out how we're taking responsibility for protecting the planet, people and communities to achieve a sustainable future, from the way we behave and operate as a business, to the actions we all take every day.

Discover our full ESG strategy at: mabeyhire.co.uk/esg

RE:AFFIRMING OUR COMMITMENTS



PROTECTING THE PLANET

Taking action today to protect our planet's future

- Net Zero by 2035
- Enhancing biodiversity
- Reducing waste to landfill
- Paper-lite business



CARING FOR PEOPLE & COMMUNITY

Supporting a fair and inclusive society

- Providing an inclusive workplace with equal opportunities
- Engaging with the communities we work in
- Early career engagement
- Supporting our people



BEING A RESPONSIBLE BUSINESS

Doing the right thing, always

- Fair and rewarding remuneration
- A compliant and responsible business
- Responsible procurement and supply chain management
- Transparent reporting



Mabey Hire Near You

SCOTLAND

0141 779 3535
scotland@mabeyhire.co.uk

GLASGOW

Woodhead Rd, Muirhead,
Chryston, Glasgow, G69 9JD

ABERDEEN

Ellon Commercial Park,
Balmacassie, Ellon, AB41 9RD

INVERNESS

41 Lotland Street,
Inverness, IV1 1ST

NORTH

01924 464695
north@mabeyhire.co.uk

DURHAM

Parkgate, Hetton Lyons Ind Est,
Houghton-Le-Spring, DH5 0RH

DEWSBURY

1-5 Railway Street, Scout Hill,
Ravensthorpe, WF13 3EJ

GARSWOOD

198 Gibbons Road, Garswood,
Nr Wigan, Lancashire, WN4 0YA

CENTRAL

01902 404512
central@mabeyhire.co.uk

NOTTINGHAM

Oakwood Grange, Robinettes
Lane Cossall, NG16 2RX

BILSTON

Stag Ind Est, Oxford Street,
Bilston, West Mids, WV14 7HZ

WELLINGBOROUGH

15 Bradfield Close, Finedon Road
Ind Est, Wellingborough, NN8 4RQ

SOUTH EAST

01707 267171
southeast@mabeyhire.co.uk

BURY ST EDMUNDS

Mercers Rd, Compiegne Way Bus
Pk, Bury St Edmunds, IP32 7HX

HATFIELD

Dennis Works, Travellers Lane,
Welham Green, Hatfield, AL9 7HN

ROMSEY

Belbins Business Pk, Cupernham
Lane, Romsey, SO51 7JF

STROOD

Commissioners Road, Strood,
Rochester, Kent, ME2 4EQ

SOUTH WEST

01249 819064
southwest@mabeyhire.co.uk

CARDIFF

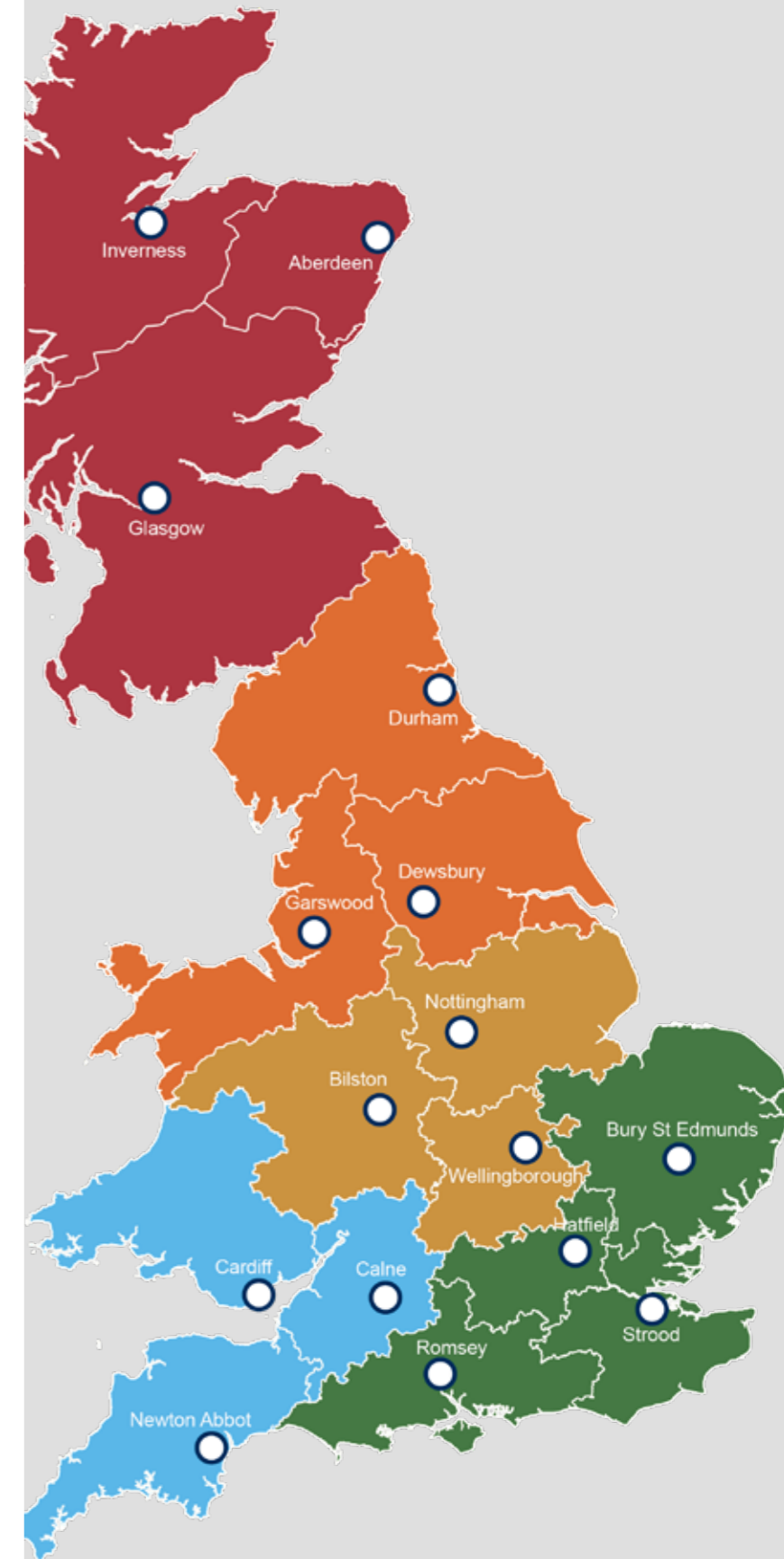
Gulf Works Industrial Estate,
Penarth Road, Cardiff, CF11 8TT

CALNE

Harris Road, Porte Marsh Ind Est,
Calne, Wiltshire, SN11 9PT

NEWTON ABBOT

Fairfax Road, Heathfield Ind Est,
Newton Abbot, Devon, TQ12 6UD





A PERI COMPANY



0330 191 3455
action@mabeyhire.co.uk

